

Attachments

Attachment A

List of Interviewed Individuals and Organizations

Department / Organization	Name
March 22, 2007	
Senior Management Team	Mr. David Hill, Ms. Venetta Symonds, Mr. George Melling
Clinical Programmes, Nursing units, Clinics	Ms.K. Lewis, Programme Managers, Clinical Co-ordinators
ER	Dr. Shultz, Mr. G.Russell
Imaging	Dr. Stovell, Mrs. Symonds, Ms. R. Butterfield
Rehab	Dr. James, Mrs. Symonds, Ms. T. Hendrickson
Cardiology	Dr. Harries, Ms. K. Lewis and PPL's
Pharmacy	Dr. Warner, Ms. K. Lewis
OR	Dr. Couper, OR Committee Members
April 24, 2007	
Senior Management Team	Mr. David Hill, Ms. Venetta Symonds, Mr. George Melling
April 25, 2007	
Bermuda Hospitals Board	Mr. Herman Tucker
CEO	Mr. David Hill
Bermuda Health Council	Dr. Michael Bradshaw
Chief Medical Officer	Dr. John Cann
Argus Insurance	Ms. Cindy Campbell, Mrs. Michelle Jackson
Acting Chief of Medicine	Dr. Wilbert N. E. Warner

Department / Organization	Name
President, Active Staff	Dr .Wesley A. Miller
<ul style="list-style-type: none"> o PALS o Bermuda Diabetes Association o Bermuda Stroke Association o TB Cancer and Health Association o Child & Family Services o Bermuda Heart Foundation o National Office for Seniors and the Physically Challenged o Age Concern 	
April 26, 2007	
HIP Insurance	
GEHI	
LCCA	
BF&M	
Permanent Secretary of Health	Mr. Warren Jones
April 27, 2007	
Diagnostic Imaging	Dr. Daniel M. Stovell
General Practice	Dr Robert M. Martin
Orthopedic Surgery	Dr. Colin E. Couper
Anesthesia	Dr. Richard O. Hammond
ER	Dr. Edward Schultz
Department / Organization	Name
Ob/Gyn	Dr. Terry L. Emery
Pathology	Dr. Kered A. James
June 11, 2007	
Canon Design	Scott Thomas, Ronald McIntyre, Raymond Moldenhauer, David Treece
June 11, 2007	
Active Staff Meeting	

Attachment B

Current Service Profile

Current Inpatient Volume by Service Line

Patient Days

KEMH	2005	2006	2007
Adult Medical/Surgical/6 South	43,245	46,031	45,632
Pediatrics	2,365	2,202	2,047
Obstetrics/Gynecology	3,084	3,286	3,488
ICU	1,629	1,512	1,411
Total Acute Care	50,323	53,031	52,578
Newborns-Well	1,555	1,544	1,342
Newborns-NICU	1,706	1,620	1,820
Total Newborns	3,261	3,164	3,162
Total with Newborns	53,584	56,195	55,740
Continuing Care Unit	36,947	37,245	36,410
Hospice	2,695	3,028	2,925
Total Non-Acute	39,642	40,273	39,335
Total KEMH	93,226	96,468	95,075
MAWI			
Rehabilitation	5,161	5,528	5,305
Substance Abuse	1,101	930	1,525
Psychiatry - other	25,466	23,619	23,208
Total MAWI	31,728	30,077	30,038
TOTAL BHB	124,954	126,545	125,113

Admissions

KEMH	2005	2006	2007
Adult Medical/Surgical/6 South	4,017	3,940	4,096
Pediatrics	603	532	490
Obstetrics/Gynecology	979	1,067	966
ICU	335	250	269
Total Acute Care	5,934	5,789	5,821
Newborns-Well	522	433	707
Newborns-NICU	303	415	69
Total Newborns	825	848	772
Total with Newborns	6,759	6,637	6,593

Continuing Care Unit	49	54	61
Hospice	74	69	66
Total Non-Acute	123	123	127

Total KEMH	6,882	6,760	6,720
-------------------	--------------	--------------	--------------

MAWI

Rehabilitation	36	30	43
Substance Abuse	165	112	182
Psychiatry - other	297	291	300

Total MAWI	498	433	525
-------------------	------------	------------	------------

TOTAL BHB	7,380	7,193	7,245
------------------	--------------	--------------	--------------

Average Length of Stay

KEMH	2005	2006	2007
Adult Medical/Surgical/6 South	10.8	11.7	11.1
Pediatrics	3.9	4.1	4.2
Obstetrics/Gynecology	3.2	3.1	3.6
ICU	4.9	6.0	5.2
Total Acute Care	8.5	9.2	9.0
Newborns-Well	3.0	3.6	1.9
Newborns-NICU	5.6	3.9	26.4
Total Newborns	4.0	3.7	4.1
Total with Newborns	7.9	8.5	8.5

Continuing Care Unit	754.0	689.7	596.9
Hospice	36.4	43.9	44.3
Total Non-Acute	322.3	327.4	309.7

Total KEMH	13.5	14.3	14.1
-------------------	-------------	-------------	-------------

MAWI

Rehabilitation	143.4	184.3	123.4
Substance Abuse	6.7	8.3	8.4
Psychiatry - other	85.7	81.2	77.4

Total MAWI	63.7	69.5	57.2
-------------------	-------------	-------------	-------------

TOTAL BHB	16.9	17.6	17.3
------------------	-------------	-------------	-------------

Current Inpatient Activity

Inpatient Beds

KEMH	2005	2006	2007
Adult Medical/Surgical/6 South	147	147	147
Pediatrics	15	15	15
Obstetrics/Gynecology	22	22	22
ICU	9	9	9
Total Acute Care	193	193	193
Newborns-Well	15	15	15
Newborns-NICU	10	10	10
Total Newborns	25	25	25
Total with Newborns	218	218	218

Continuing Care Unit	104	104	104
Hospice	12	12	12
Total Non-Acute	116	116	116

Total KEMH	334	334	334
-------------------	------------	------------	------------

MAWI

Rehabilitation	18	29	29
Substance Abuse	8	8	8
Psychiatry - other	79	68	68

Total MAWI	105	105	105
-------------------	------------	------------	------------

TOTAL BHB Inpatient Beds	439	439	439
---------------------------------	------------	------------	------------

Average Daily Census

KEMH	2005	2006	2007
Adult Medical/Surgical/6 South	119	126	125
Pediatrics	7	6	6
Obstetrics/Gynecology	8	9	10
ICU	5	4	4
Total Acute Care	138	145	144
Newborns-Well	4	4	4
Newborns-NICU	5	4	5
Total Newborns	9	9	9
Total with Newborns	147	154	152

Continuing Care Unit	101	102	100
Hospice	7	8	8
Total Non-Acute	109	110	108

Total KEMH	256	264	260
-------------------	------------	------------	------------

MAWI

Rehabilitation	14	15	15
Substance Abuse	3	3	4
Psychiatry - other	70	65	64

Total MAWI	87	82	82
-------------------	-----------	-----------	-----------

TOTAL BHB Inpatient Beds	342	346	342
---------------------------------	------------	------------	------------

Occupancy Rate

KEMH	2005	2006	2007
Adult Medical/Surgical/6 South	81%	86%	85%
Pediatrics	43%	40%	37%
Obstetrics/Gynecology	38%	41%	43%
ICU	50%	46%	42%
Total Acute Care	71%	75%	74%
Newborns-Well	29%	28%	24%
Newborns-NICU	47%	44%	49%
Total Newborns	36%	34%	34%
Total with Newborns	67%	71%	70%

Continuing Care Unit	97%	98%	96%
Hospice	62%	69%	67%
Total Non-Acute	94%	95%	93%

Total KEMH	76%	79%	78%
-------------------	------------	------------	------------

MAWI

Rehabilitation	78%	52%	50%
Substance Abuse	38%	31%	51%
Psychiatry - other	88%	95%	93%

Total MAWI	83%	78%	78%
-------------------	------------	------------	------------

TOTAL BHB Inpatient Beds	78%	79%	78%
---------------------------------	------------	------------	------------

Outpatient Clinics and ER	2005 Actual	2006 Actual	2007 Actual
Emergency Room			
Walk-in Patient Visits	32,116	33,617	34,402
Inpatient Admissions from ER	2,993	3,122	3,186
Hyperbarics			
Visits/Treatments	383	343	417
Wound Care			
Visits/Treatments	13,952	13,854	9,164
Medical Outpatient Clinic			
Visits	2,205	2,277	2,179
Colposcopy Clinic			
Visits	737	607	547
Diabetes Clinic			
Visits	2,607	2,943	2,975
Cardiac Care			
Visits	271	391	339
Asthma Center			
Visits(initial & follow-up)	278	313	338
Home Care			
Visits(skilled nursing billed)	3,317	2,882	3,805
Orthopedic Clinic			
Visits	10,029	9,679	9,757
Indigent & Outpatient Clinic	Averages		
Persons over 65 receiving partial assistance (20%)	554.3	574.2	166.0
Persons under 65 receiving full assistance (100%)	2,790.9	2,901.1	886.5
Persons receiving assistance for drugs & Clinic visits	1,479.2	1,489.5	266.0
Total Persons Registered	4,825.4	4,964.9	1,318.6

Ancillary Services	2005 Actual	2006 Actual	2007 Actual
Operating Rooms			
Cases by Type -			
Anaesthesia	553	569	757
Endoscopy	2,330	2,513	3,079
General Surgery	1,071	1,112	1,151
Dental	360	317	305
Ear,Nose & Throat (ENT)	565	445	323
Gynecology	1,327	1,271	1,266
Ophthalmology	687	655	587
Orthopedics	1,532	1,436	1,551
Plastic/Reconstructive Surgery	92	94	213
Urology	508	494	500
Vascular	147	70	69
Totals	9,172	8,976	9,801
Labor and Delivery			
Births	825	848	776
Pharmacy			
Inpatient Doses Dispensed		69,821	73,007
Outpatient Prescriptions	23,409	28,017	28,942
Laboratory			
Inpatient Tests	1,321,468	1,363,764	1,312,347
Outpatient Tests	2,234,005	2,362,905	2,499,415
Anatomic Pathology			
Autopsies	109	125	132
Diagnostic Imaging(X-RAYS)			
Inpatient Tests	3,468	2,938	3,044
Outpatient Tests	28,080	27,591	28,330
Ultrasound			
Inpatient Tests	828	918	983
Outpatient Tests	9,073	9,063	8,817

Ancillary Services	2005 Actual	2006 Actual	2007 Actual
CT Scans			
Inpatient Scans	971	961	1,192
Outpatient Scans	3,880	4,387	5,157
MRI Scans			
Inpatient Scans	186	267	432
Outpatient Scans	2,444	2,679	3,444
Nuclear Medicine			
Inpatient Tests	112	145	56
Outpatient Tests	1,285	1,139	476
Mamography			
Routine Screenings	3,016	3,341	3,521
EKG			
Inpatient Tests	830	627	792
Outpatient Tests	1,513	1,655	1,155
Neuro Diagnostics			
Inpatient EEG	50	89	57
Outpatient EEG	178	170	164
Dialysis			
Inpatient Treatments	947	1,084	1,163
Outpatient Treatments	10,182	10,079	10,956
Physical Therapy			
Inpatient Treatments	14,061	19,495	12,128
Outpatient Treatments	12,996	12,456	9,420
CCU	4,549	1,591	144
Occupational Therapy			
Inpatient Treatments	3,339	3,569	2,635
Outpatient Treatments	1,773	1,222	645
CCU	164	1,464	1,751

Ancillary Services	2005 Actual	2006 Actual	2007 Actual
Speech Therapy			
Inpatient Treatments	1,244	1,323	1,147
Outpatient Treatments	462	465	252
Endoscopy/Bronchoscopy(I/P)			
Bronchoscopy procedures	16	9	9
Blood Bank			
Transfusion Units	2057	1938	385/2310
Donations	2401	2114	405/2430

Attachment C

Distribution of Population by Sex and Selected Age Groups, 1991 and 1980

	Population at Census Date		
	Number	Percentage Distribution	Percentage Change
Age Group	1991	1980	1980-1991
Males	28,345	26,350	+8%
Under 5	2,003	1,862	+8
5-14	3,703	4,362	-15%
15-29	7,042	7,299	-4%
30-44	7,644	6,001	+27%
45-64	5,754	5,003	+15%
65 and Over	2,199	1,823	+21%
Females	30,115	27,700	+9%
Under 5	2,048	1,871	+9%
5-14	3,651	4,152	-12%
15-29	6,967	7,587	-8%
30-44	8,031	6,013	+34%
45-64	6,221	5,429	+15%
65 and Over	3,197	2,648	+21%

Population by Selected Age Groups and Sex, 2000 and 1991

Age Group	Number		Percentage Change 1991-2000
	2000	1991	
Males			
Total	29,802	28,345	+5%
Under 5	1,978	2,003	-1%
5-14	3,923	3,703	+6%
15-29	5,583	7,042	-21%
30-44	8,484	7,644	=11%
45-64	7,008	5,754	+23%
65 and Over	2,746	2,199	+25%
Median Age	36	32	
Females			
Total	32,257	30,115	+7%
Under 5	2,011	2,048	-2%
5-14	3,935	3,651	+8%
15-29	5,842	6,967	-16%
30-44	8,823	8,031	+10%
45-54	7,670	6,221	+23%
65 and Over	3,976	3,197	+24%
Median Age	38	34	

Attachment D

Bermuda Healthcare Services for Expatriates

What is your gender?			Response Percent	Response Count
Male			60.3%	47
Female			39.7%	31
			answered question	78
			skipped question	0



What is your age range?			Response Percent	Response Count
18-25			1.3%	1
26-34			33.3%	26
35-45			48.7%	38
46-64			16.7%	13
65 or older			0.0%	0
			answered question	78
			skipped question	0

What is your level of education?			Response Percent	Response Count
high school/secondary school graduate			7.7%	6
some college/university			5.1%	4
college/university graduate			39.7%	31
post college/university graduate degree			47.4%	37
			answered question	78
			skipped question	0



What is your nationality?			Response Percent	Response Count
American			2.6%	2
British			42.3%	33
Canadian			28.2%	22
Other (please specify)			26.9%	21
			answered question	78
			skipped question	0

Are you married?			Response Percent	Response Count
yes			70.1%	54
no			29.9%	23
			answered question	77
			skipped question	1


If yes, what is the age range of your spouse?			Response Percent	Response Count
18-25			0.0%	0
26-34			40.7%	24
35-45			39.0%	23
46-64			13.6%	8
65-older			0.0%	0
not applicable			6.8%	4
			answered question	59
			skipped question	19



Do you have children?			Response Percent	Response Count
yes			44.2%	34
no			55.8%	43
			answered question	77
			skipped question	1

If yes, what is the age range of your children? (Please enter the number off children in the age ranges that apply.)							
	0	1	2	3	4	Response Count	
less than 1 year of age	57.1% (4)	42.9% (3)	0.0% (0)	0.0% (0)	0.0% (0)	7	
1-2 years	23.1% (3)	76.9% (10)	0.0% (0)	0.0% (0)	0.0% (0)	13	
3-5 years	23.1% (3)	69.2% (9)	7.7% (1)	0.0% (0)	0.0% (0)	13	
6-11 years	23.1% (3)	61.5% (8)	15.4% (2)	0.0% (0)	0.0% (0)	13	
12-and older	21.4% (3)	50.0% (7)	21.4% (3)	7.1% (1)	0.0% (0)	14	
						answered question	36
						skipped question	42

Are you responsible for making health care choices for this household?			Response Percent	Response Count
yes			76.3%	58
no			23.7%	18
			answered question	76
			skipped question	2

Which insurance company provides your health care benefits?		Response Count
		74
		answered question
		74
		skipped question
		4






How many trips off island did you or your family members make last year (January - December 2006)?				
			Response Percent	Response Count
1-2			26.3%	20
3-6			59.2%	45
7-11			14.5%	11
12 or more			0.0%	0
			<i>answered question</i>	76
			<i>skipped question</i>	2

How many trips off island did you or your family members make last year (Jan-Dec 2006) for health care related reasons? (Please pardon our omission of a "0" choice. If you had no trips off island last year for medical reasons, leave this question unanswered and place in the comment box at the end of the survey "12=0." Thank you.)				
			Response Percent	Response Count
1-2			84.6%	22
3-6			15.4%	4
7-11			0.0%	0
12 or more			0.0%	0
			<i>answered question</i>	26
			<i>skipped question</i>	52







Where do you go for primary medical care?			Response Percent	Response Count
King Edward Memorial Hospital (KEMH)			39.4%	28
King Edward Memorial Hospital affiliated clinic			4.2%	3
On-island private clinic/medical practice			59.2%	42
Off-island hospital or hospital affiliated clinic			4.2%	3
Off-island private clinic/medical practice			0.0%	0
Other (please specify)			8.5%	6
		answered question		71
		skipped question		7

If you or a member of your family needed emergency in-patient medical care (for example chest pains, heart attack, pneumonia, trauma, fractures), you would choose to receive treatment at the KEMH.			Response Percent	Response Count
strongly disagree			7.8%	6
disagree			7.8%	6
unsure			36.4%	28
agree			41.6%	32
strongly agree			6.5%	5
		answered question		77
		skipped question		1






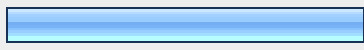


If you or a member of your family needed elective major surgery (for example gall bladder surgery, hernia repair, knee or hip replacement, surgery for the colon, lung or breast cancer), you would choose to receive treatment at the KEMH.

		Response Percent	Response Count
strongly disagree		22.1%	17
disagree		36.4%	28
unsure		29.9%	23
agree		10.4%	8
strongly agree		1.3%	1
		answered question	77
		skipped question	1



If you or a member of your family needed obstetrical care (labor and delivery) or other gynecological care (for example surgery or fertility treatments), you would choose to receive treatment at the KEMH.

		Response Percent	Response Count
not applicable		7.9%	6
strongly disagree		15.8%	12
disagree		15.8%	12
unsure		23.7%	18
agree		30.3%	23
strongly agree		6.6%	5
		answered question	76
		skipped question	2



If you would choose to NOT have your care delivered at KEMH (questions 14, 15, 16), please check all the following that contribute to your decision.















		Response Percent	Response Count
quality of care provided by nursing and support staff		34.6%	19
quality of care provided by physicians or other professional providers		54.6%	30
quality of hospital facilities		78.2%	43
hospital management		29.1%	16
accreditation standards		25.5%	14
laboratory and diagnostic capabilities		38.2%	21
insurance provider		7.3%	4
Other (please specify)		21.8%	12
		answered question	55
		skipped question	23





Have you or a member of your family ever received or used health care services provided by the KEMH as an out-patient?






		Response Percent	Response Count
yes		65.4%	51
no		34.6%	27
		answered question	78
		skipped question	0






Have you or a member of your family ever received or used health care services provided by the KEMH as an in-patient?

		Response Percent	Response Count
yes		37.7%	29
no		62.3%	48
		answered question	77
		skipped question	1

For which of the following health care needs do you or would you and your family go off island?			Response Percent	Response Count
Elective surgery		76.7%	56	
Gynecological care		24.7%	18	
Emergency care or surgery		46.6%	34	
Prenatal care/obstetrics		12.3%	9	
Psychiatric treatment		13.7%	10	
Pediatric care		13.7%	10	
General wellness and medical consultations		6.9%	5	
Cardiac care		57.5%	42	
Chronic disease (for example diabetes, hypertension, infectious diseases)		27.4%	20	
Acute infectious diseases		38.4%	28	
Preventative medicine/travel medicine (vaccines, medications)		5.5%	4	
Intensive care		50.7%	37	
Cancer treatment		68.5%	50	
Other (please specify)		11.0%	8	
			answered question	73
			skipped question	5

If you went off island for any of the above reasons, where would you go?			Response Percent	Response Count
USA		64.9%	50	
United Kingdom		33.8%	26	
Canada		37.7%	29	
Other (please specify)		18.2%	14	
			answered question	77
			skipped question	1

How likely would you remain on-island and use the KEMH for care, if the hospital was renovated or re-built as a new facility?			Response Percent	Response Count
very unlikely			5.1%	4
unlikely			15.4%	12
unsure			57.7%	45
likely			18.0%	14
very likely			3.9%	3
			answered question	78
			skipped question	0

How likely would you remain on-island and use the KEMH for care, if the hospital was renovated or re-built as a new facility and met North American accreditation standards for providing health care?			Response Percent	Response Count
very unlikely			2.6%	2
unlikely			3.9%	3
unsure			35.1%	27
likely			42.9%	33
very likely			15.6%	12
			answered question	77
			skipped question	1

How likely would you remain on-island and use the KEMH for care, if the hospital was renovated or re-built as a new facility; met North American accreditation standards for providing health care; and was managed and operated by a North American hospital or university medical facility?			Response Percent	Response Count
very unlikely			1.3%	1
unlikely			2.6%	2
unsure			24.7%	19
likely			42.9%	33
very likely			28.6%	22
			answered question	77
			skipped question	1

Rank in order which of the following is most important to you seeking health care services. (1 is most important and 10 is least important)	1	2	3	4	5	6	7	8	9	10	Rating Average
quality of care provided by nursing and support staff	5.0% (3)	41.7% (25)	21.7% (13)	8.3% (5)	8.3% (5)	1.7% (1)	6.7% (4)	1.7% (1)	5.0% (3)	0.0% (0)	3.43
quality of care provided by physicians or other professional providers	70.8% (46)	13.8% (9)	3.1% (2)	1.5% (1)	0.0% (0)	0.0% (0)	0.0% (0)	3.1% (2)	1.5% (1)	6.2% (4)	2.14
quality of hospital/clinic facilities	6.6% (4)	23.0% (14)	26.2% (16)	13.1% (8)	11.5% (7)	3.3% (2)	4.9% (3)	9.8% (6)	1.6% (1)	0.0% (0)	3.89
new facility	4.8% (3)	1.6% (1)	9.5% (6)	7.9% (5)	6.3% (4)	6.3% (4)	11.1% (7)	15.9% (10)	9.5% (6)	27.0% (17)	6.98
hospital/clinic management	0.0% (0)	0.0% (0)	6.9% (4)	6.9% (4)	15.5% (9)	24.1% (14)	15.5% (9)	12.1% (7)	12.1% (7)	6.9% (4)	6.53
accreditation standards	1.7% (1)	5.0% (3)	6.7% (4)	18.3% (11)	23.3% (14)	16.7% (10)	11.7% (7)	3.3% (2)	6.7% (4)	6.7% (4)	5.57
laboratory and diagnostic capabilities	3.2% (2)	7.9% (5)	17.5% (11)	30.2% (19)	9.5% (6)	9.5% (6)	11.1% (7)	6.3% (4)	3.2% (2)	1.6% (1)	4.70
convenience/ease of travel	0.0% (0)	4.6% (3)	3.1% (2)	7.7% (5)	3.1% (2)	9.2% (6)	12.3% (8)	18.5% (12)	32.3% (21)	9.2% (6)	7.37
on-island	3.0% (2)	4.5% (3)	3.0% (2)	3.0% (2)	9.0% (6)	10.4% (7)	10.4% (7)	13.4% (9)	22.4% (15)	20.9% (14)	7.31
insurance coverage	11.3% (8)	5.6% (4)	8.5% (6)	7.0% (5)	15.5% (11)	16.9% (12)	11.3% (8)	12.7% (9)	1.4% (1)	9.9% (7)	5.46

	<i>answered question</i>
	<i>skipped question</i>

		Response Count
		14
	<i>answered question</i>	14
	<i>skipped question</i>	64